

TITLE OF REPORT: The Council Plan – Six month assessment of performance and delivery 2017/2018

REPORT OF: Paul Dowling, Strategic Director, Communities and Environment

SUMMARY

This report provides the six month assessment of performance and delivery for the period April to September 2017 in relation to the Council Plan 2015-2020.

Background

1. The report forms part of the Council's performance management framework and gives an overview of progress for the priorities appropriate to the remit of Communities and Place Overview and Scrutiny Committee (OSC).
2. The Council Plan 2015-2020 was approved by Cabinet on the 14 July 2015, to enable the Council, along with partners, to be better placed to achieve positive outcomes for the people of Gateshead and deliver the ambition of Vision 2030.
3. Gateshead's Sustainable Community Strategy Vision 2030 was also refreshed and approved by Cabinet on 3 November 2015.

2020 Target Setting

4. As part of the Council's performance management framework, five year targets were replaced with a single 2020 target with strategic indicators identified as either target or tracker indicators. These targets were approved by Cabinet on 12 July 2016.

Delivery and Performance

5. This report provides an update on the achievements, key actions for the next six months, and areas of improvement in relation to the shared outcomes of the Council Plan.
6. Where performance is available at the six month stage for relevant strategic indicators relating to this OSC, this has also been provided. Progress as to how well the Council is performing in relation to its equalities objectives is also provided in this report.

Recommendation

5. It is recommended that the Communities and Place OSC:
 - (i) consider whether the activities undertaken during April 2017 to September 2017 are achieving the desired outcomes in the Council Plan 2015-2020;
 - (ii) agree that the report be referred to Cabinet on 23 January 2018, with the recommendations from this OSC, for consideration as part of the composite report relating to the Council's overall performance.

Communities and Place Overview and Scrutiny Committee

Council Plan – Six Monthly Assessment of Delivery and Performance 2017/18

December 2017

Portfolio:

- Economy – Councillor J Adams
- Environment & Transport – Councillor J McElroy
- Housing – Councillor M Brain
- Communities & Volunteering – Councillor L Green
- Culture, Sport & Leisure – Councillor A Douglas

Lead Officer: Paul Dowling, Strategic Director, Communities and Environment.

Support Officer: Anthony Alder, Service Director Commissioning and Business Development

The committee undertakes scrutiny and review in relation to:

- Economic Development and Lifelong learning
 - Culture, including leisure, arts, sport and recreation
 - Housing, physical development and regeneration
 - Transport planning and public transport
 - Local environment including climate change
-

Summary

This report sets out performance for the six monthly 2017/18 period in line with the Council's performance management framework. The report's focus is those 'Strategic Outcome Indicators' (SOIs) that fall within the remit of the OSC Communities and Place. The relevant SOIs (where there is an available performance update) are set out in the table attached at Appendix 1.

Performance is measured using trend analysis from the data reported last year rather than annual targets, as Strategic Outcome Indicators have 5-year targets set.

Where data was not available to report at year end 2016/17, updates are included in this report.

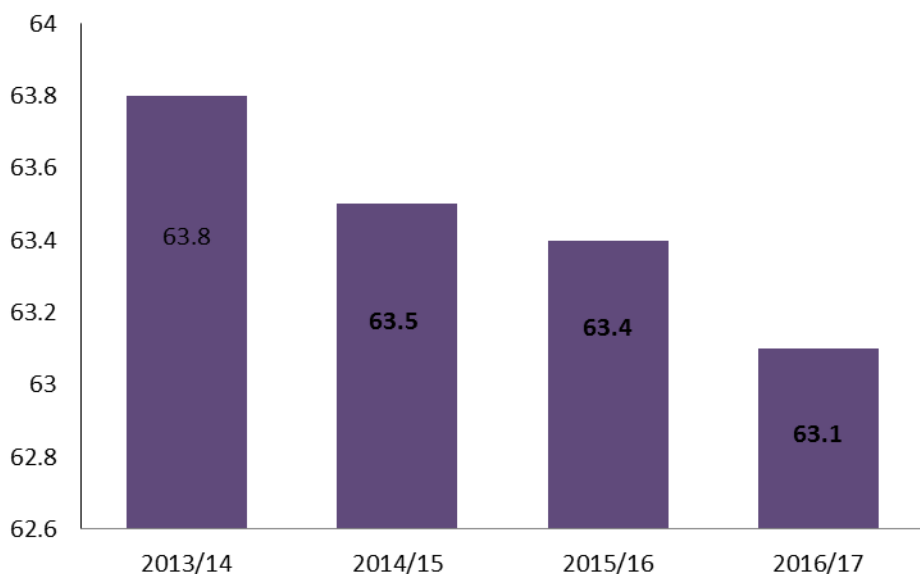
This report also highlights key actions delivered within the last six months against the three shared outcomes within the new Council Plan 2015-2020.

Delivery of the Council Plan 2015-2020
Strategic Outcome Indicators: Summary of Performance

At the 2016/17 year end stage the following strategic outcome indicators were not reported in the year end 2016/17 performance report due to delays in validation of the figures. Following validation of the figures, a performance update for each of these is available below.


PG01 – Working age population – number of residents aged 16-64
(Contributes to Prosperous Gateshead)


Percentage Working age population



Overview

2019/2020 Target = 127,799

Performance Trend
 Decreasing

Performance against 2019/2020 Target
 Not yet achieved

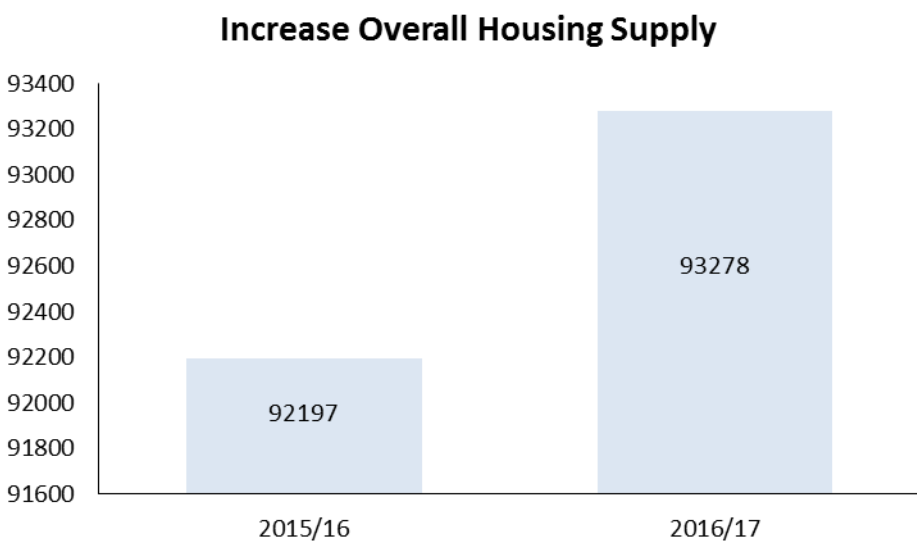
Year	Number of people of working age
2013/14	127,700
2014/15	127,400
2015/16	127,500
2016/17	127,300

The recently completed Strategic Housing market assessment (SHMA) has identified that although there is likely to be an overall growth in households in the Borough, the dominant area for growth is in the population aged over 60 years. The Census data, shows that national trends are typically reflected at a local level.

Economic activity rates for people aged under 25 have steadily declined, primarily as a consequence of the increased numbers remaining in full-time education. Economic activity rates for women in all groups aged 25+ have tended to increase, in particular those aged 50-64 where the rate has increased by almost a third (from 49% to 65%); and Economic activity rates for men and women aged 50+ have tended to increase, in particular over the period since 2001. These changes in participation have been identified by the Labour Force Survey and have been confirmed by Census data, which also shows that national trends are typically reflected at a local level.


We still apply planning policy requirement that 60% of all new homes built should be suitable for families (i.e 3+ bedrooms) to encourage residents of working age to stay and work in the borough.


PG02 – Increase Overall Housing Supply
(Contributes to Prosperous Gateshead)



Overview

2019/2020 Target
= 96,167

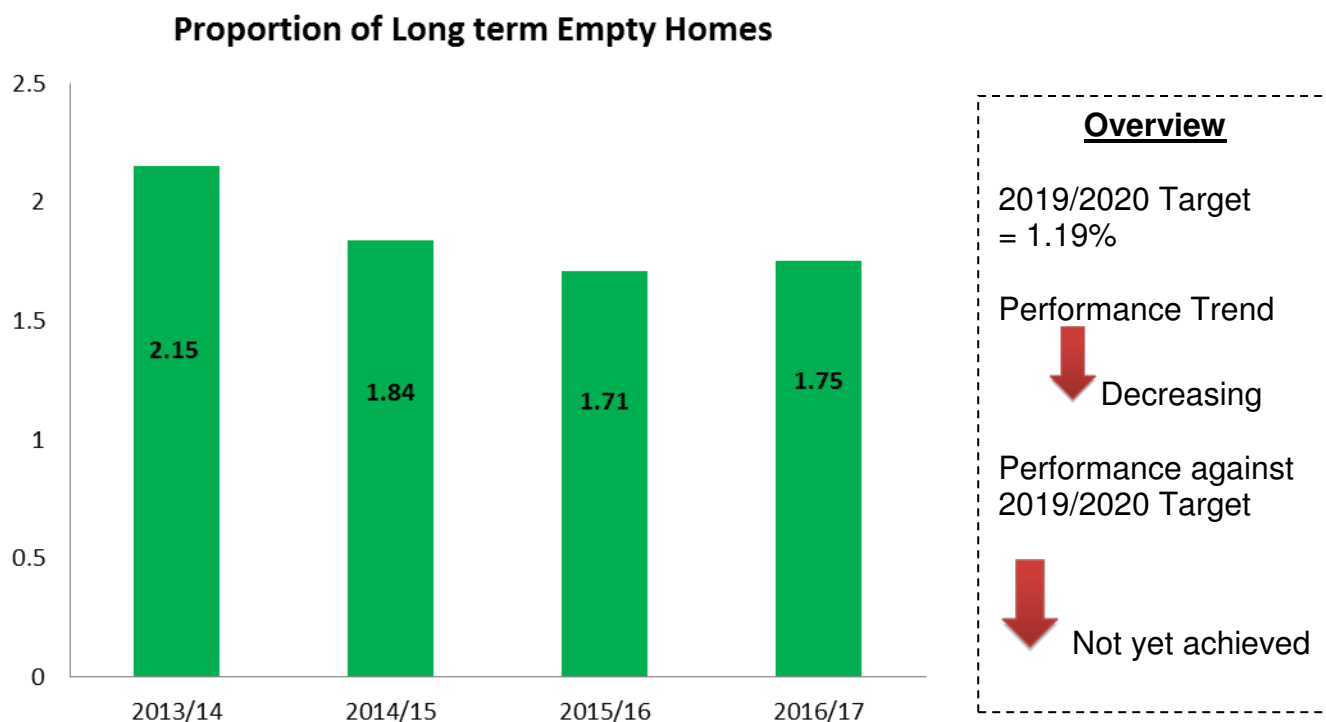
Performance Trend
 Improving

Performance against
2019/2020 Target
 Progressing
towards target

The net number of homes liable for Council tax within the Borough has grown by 0.3% (281 homes) since last year. Over the last year 348 homes were built, 130 homes were demolished, 63 net homes were provided through conversions and change of use of existing properties.

Through the Council’s Land Development & Disposal Programme it is intended to bring forward 4,579 homes over the plan period 2016/17- 2022/23. Delivering against this target will prove challenging due to the high costs of developing land in Gateshead, and a weaker housing market.

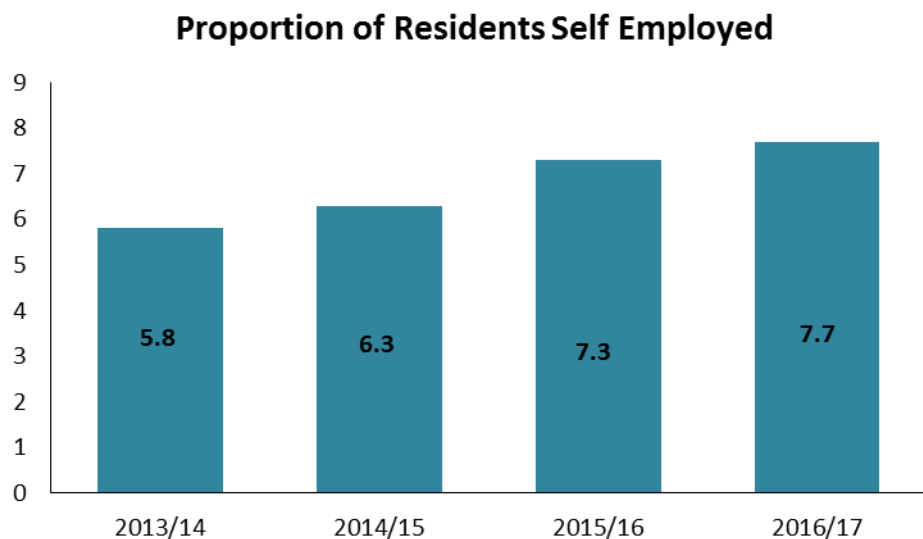
PG03 – Proportion of Long Term Empty Properties
(Contributes to Prosperous Gateshead)



The number of long term empty properties has increased by 0.08% over the last year; from the downward trend between 2014 and 2016. This appears to be driven by voids in Council and Registered Social Landlord (RSL) stock.

It will be necessary to keep under review the resources that the Council currently allocates to tackling empty homes and bringing empty properties back into use. A review of the sustainability of the Council’s housing stock, is ongoing; as part of the Asset Strategy, this will include an option appraisal process to consider the future of any Council owned empty homes that are proving to be difficult to let and impacting on council owned estates.

PG11 – Proportion of residents self employed
(Contributes to Prosperous Gateshead)



Overview

2019/2020 Target = 7.0%

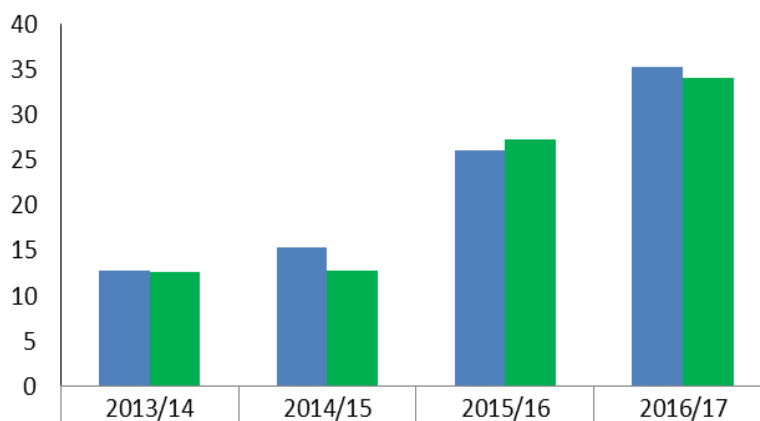
Performance Trend
 Improving

Performance against 2019/2020 Target
 Achieving

The Council has supported the growth in self-employment by creating an environment in which businesses can start-up, locate, invest, grow and through initiatives to stimulate private sector investment, entrepreneurialism, competitiveness, innovation and productivity led by the Economic and Housing Growth Service. These have included supporting inward investment, self-employment and sector development.

LL11– Reducing Council Carbon Emissions
(Contributes to Live Love Gateshead)

Reducing Carbon Emissions





■ LL11 Actual	12.7	15.3	26.1	35.3
■ LL11 Weather Corrected	12.6	12.7	27.2	34.1

Overview

2019/2020 Target = 50%

Performance Trend
 Improving

Performance against 2019/2020 Target
 Progressing towards target

Indicator	2016/17 Figure	Trend
L11a Reducing Council Carbon Emissions A) Actual Figure	35.3% (Reduction)	
L11b Reducing Council Carbon Emissions B) Weather Corrected Figure	34.1% (Reduction)	

Actual greenhouse gas emissions from Gateshead Council operations are 9.8% lower than last year, and 35.3% lower than in 2007/8.

Accounting for variability in annual temperatures, weather-corrected emissions also fell 4.9% on last year and are now 34.1% down on 2007/8.

Breaking this down into the main areas of energy and fuel use, we can see where progress is being made, as follows:

- Gas consumption decreased by 6.1%
- Electricity consumption in buildings fell by 12.85%
- Streetlights electricity use fell by a further 19.05% as the effect of further energy efficiency lighting replacement took effect.
- Business travel has dropped by 34.7% since 2007/08. Which is actually an increase on last year
- Fleet transport dropped by another 1.7%
- Landfill gas emissions have dropped substantially, since the problems in 2013/14 and are now down by 97% on 2007/08, as the gas produced significantly reduces.

LW01 – Increase the number of affordable homes

(Contributes to Live Well Gateshead)


Year	Result
2015/16 (Baseline)	0
2016/17	61

The majority of new affordable homes have been provided through the Gateshead Regeneration Partnership (GRP) at sites in Birtley and Saltwell (28). ISOS (now Karbon Homes) have also worked with officers within the Council to develop 10 affordable homes on the former Victoria House site in Teams; this includes bungalows and family housing. Keelman Homes have completed 15 homes for


Overview

2019/2020 Target = 294

Performance Trend

 Improving





Performance against 2019/2020 Target

 Progressing towards target

affordable rent in Ryton. Persimmon Homes have completed 4 units for affordable rent in Birtley and Housing Hartlepool have completed 4 units for both affordable rent and shared ownership for people over 55 in Dunston on the former Rocket site. 95% of affordable homes completed during 2016/17 were built on former Council owned land. This demonstrates the value of housing providers and developers working in partnership with the Council.

Planning policy requires 15% affordable housing on developments of 15 or more dwellings subject to viability. Gateshead suffers from significant viability issues due to previous industrial land use and mining. As a result this significantly affects the number of affordable houses provided through planning policy and the resultant number of completions is reduced due to viability issues. However we are able to deliver affordable housing by working with partners including GRP, Keelman Homes and other Registered Housing Providers and The Homes and Communities Agency.

LW35 – Accessibility to Public Transport (Parts A to D)
(Contributes to Live Well Gateshead)

Indicator	2016/17 Year End Figure	2019/20 Year End Target	Performance Trend	Performance against 2019/2020 Target
a) Access to main centres (daytime)	55%	57%		Not yet achieved
b) Access to main centres (evening)	50%	52%		Not yet achieved
c) Access to key employment (daytime)	63%	62%		Achieving
d) Access to key employment (evening)	44%	41%		Achieving




In general performance change has been small and results close to target showing relatively consistent performance from year to year.

Previously the data source was the Nexus PAJIN system. In 2016 Nexus changed the system to the national transXchange system. Colleagues in Newcastle Council who manage and run the accessibility model reported at that point the quality of the data in the new model was different and there were differences in the way the data had been recorded. As a result of this, last year's results reported the November 2015 rather than May 2016 because this was the best data set at the time and further investigations were taking place into the inconsistencies in the data. No concerns have been flagged up about the quality of the data for the 2017 period but because the data source is a different dataset, it can be expected that the results will differ and trend comparisons should not be made to previous years for the current results without noting the change in data source. As a new trend builds up over forthcoming years, comparison will be possible with previous years and a review of targets will take place.

Six Monthly Performance 2017/18

The performance for the strategic outcome indicators which are available to be reported are noted below. Please note that trend analysis included in the overview section uses the following keys.

Performance Trend

 Decreasing	Performance has not improved from the Year End Result
 Maintaining	Performance has remained the same as Year End Result
 Improving	Performance has improved from Year End Result

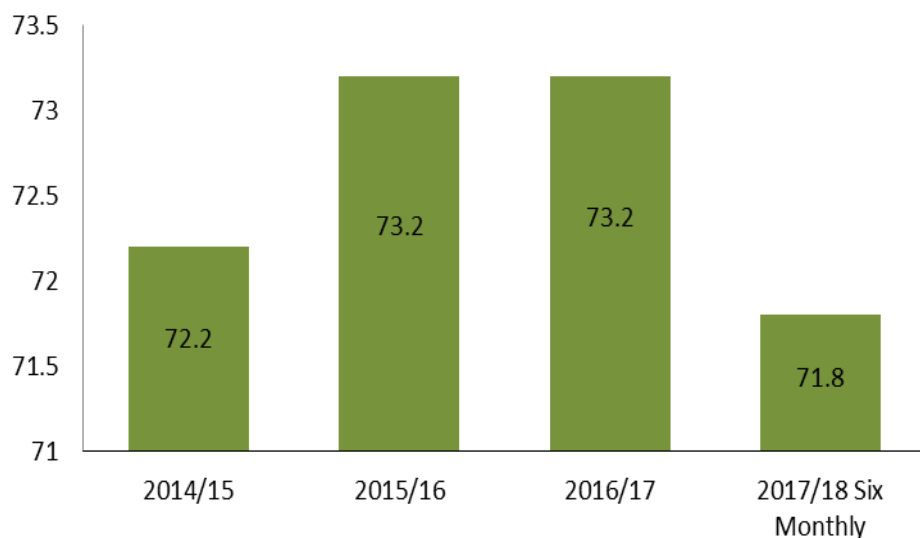
Performance against 2019/2020 Target

 Not yet achieved	2020 Target is not yet achieved
 Progressing towards target	Performance is progressing towards target and there is improvement from the last available result
 Achieving	2020 Target is being achieved

PG05 Employment Rate – People

economically active and in employment aged 16-64 (*Contributes to Prosperous Gateshead*)

PG05 Employment Rate



Overview

2019/2020 Target = **73.2%**

Performance Trend



Decreasing

Performance against 2019/2020 Target

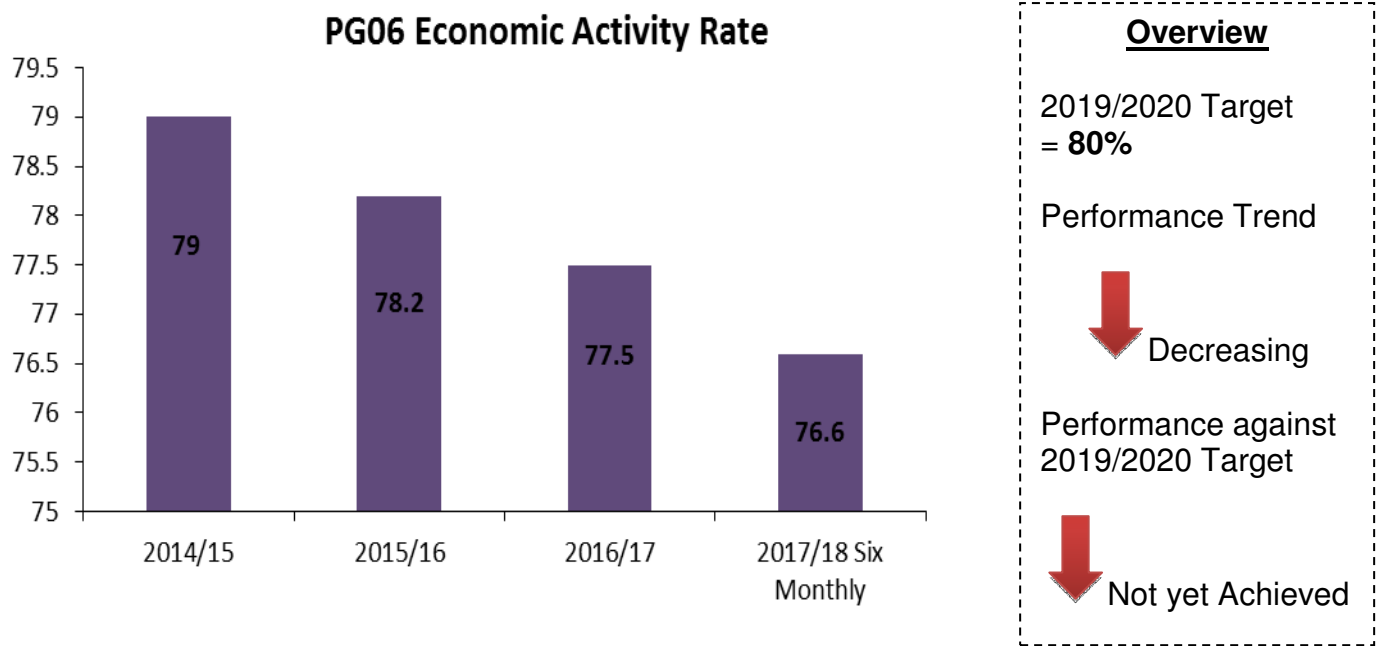


Not yet Achieved

Gateshead is currently outperforming the north east region (69.8%) and is less than 3% behind the Great Britain rate of 74.2%. A target based on maintaining current levels of performance is seen to be challenging due to the projected decline in the working age population, political and economic

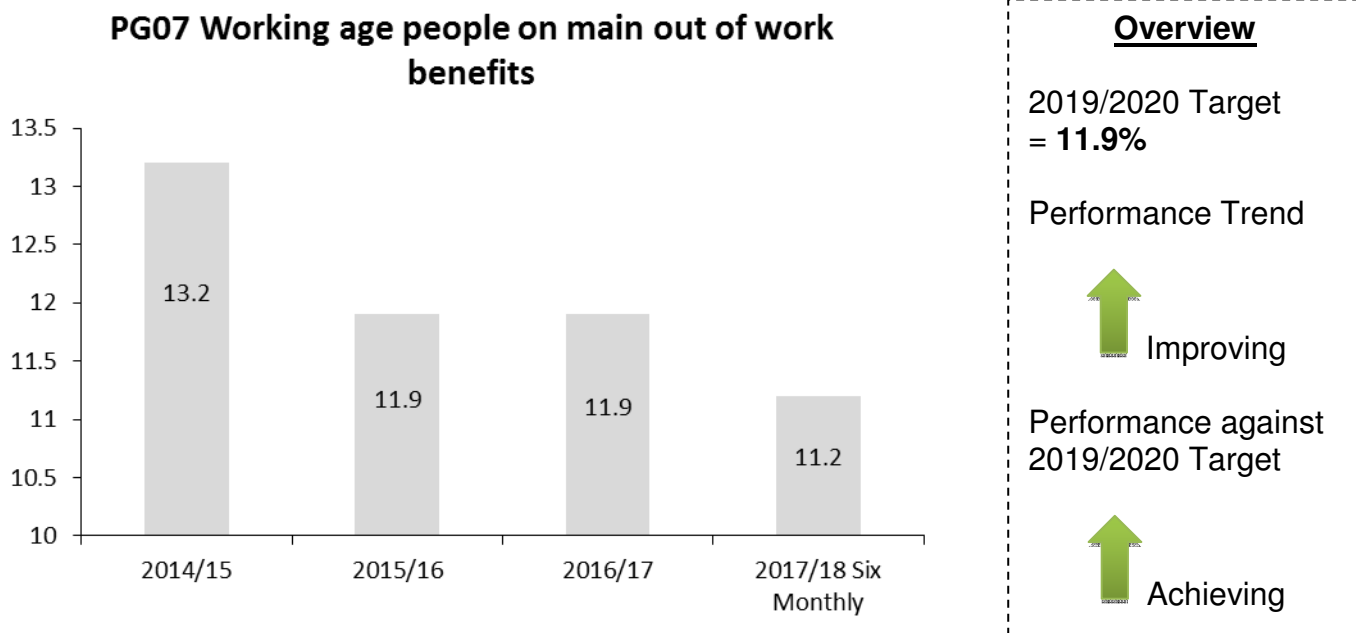
uncertainties around Brexit and changes in policy such as the impact of Universal Credit and changes to Work Programme. A drop in the economic activity rate will also be reflected on the employment rate.

PG06 – Economic Activity Rate – Percentage of all people aged 16-64 (*Contributes to Prosperous Gateshead*)



Ongoing uncertainty in the labour market due to a number of political and economic factors has led to increased economic instability and could see a continued decline in business confidence. Gateshead remains lower than the Great Britain rate of 78% performance but higher than that of the North East region rate of 75.4%.

PG07 – Working age people on main out of work benefits (*Contributes to Prosperous Gateshead*)

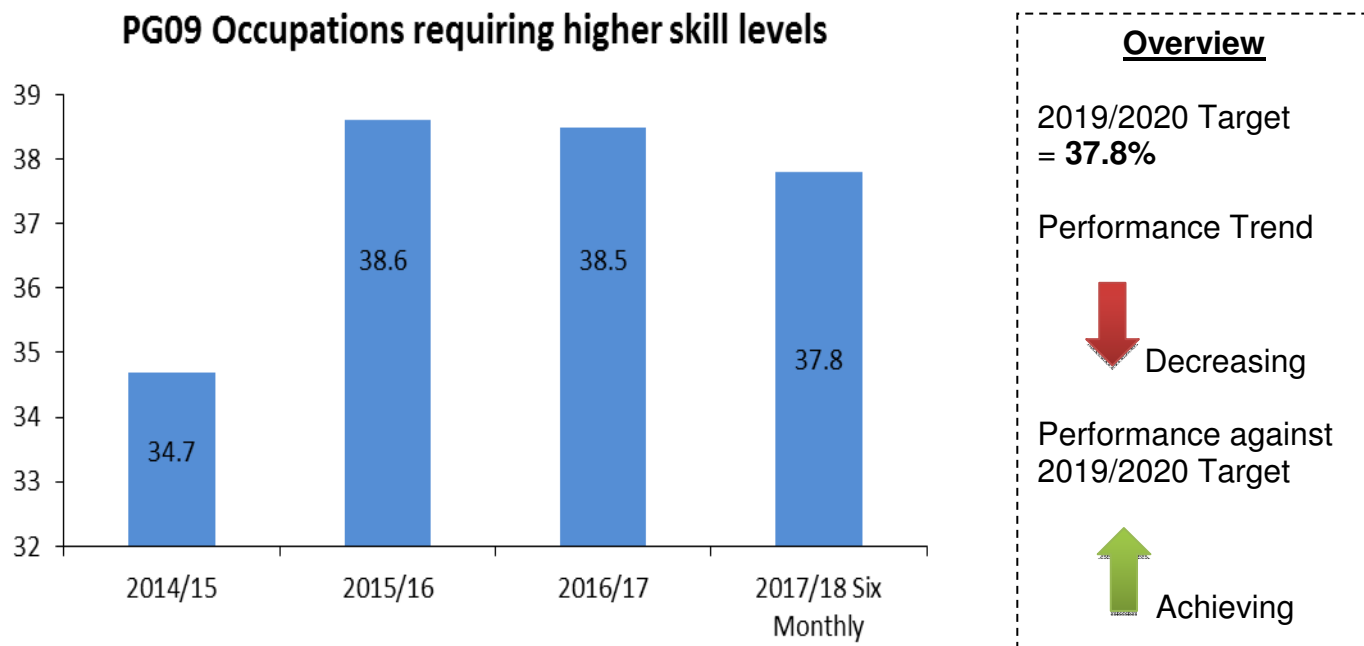


Current reported performance remains lower than the north east region rate of 11.6%, but is still higher than the current Great Britain rate 8.4%.

Employment Rates nationally are at record highs and correspondingly unemployment rates have fallen to some of their lowest recorded rates. Whilst still showing a gap between local and national rates, Gateshead figures also reflect these trends. Council activity continues to assist residents to access these opportunities especially those disadvantaged or furthest from the labour market.

There still remains concern with how this indicator is measured, because of the roll out of Universal Credit and the subsequent robustness of the data.

PG09 – Residents employed in occupations requiring higher skill levels *(Contributes to Prosperous Gateshead)*



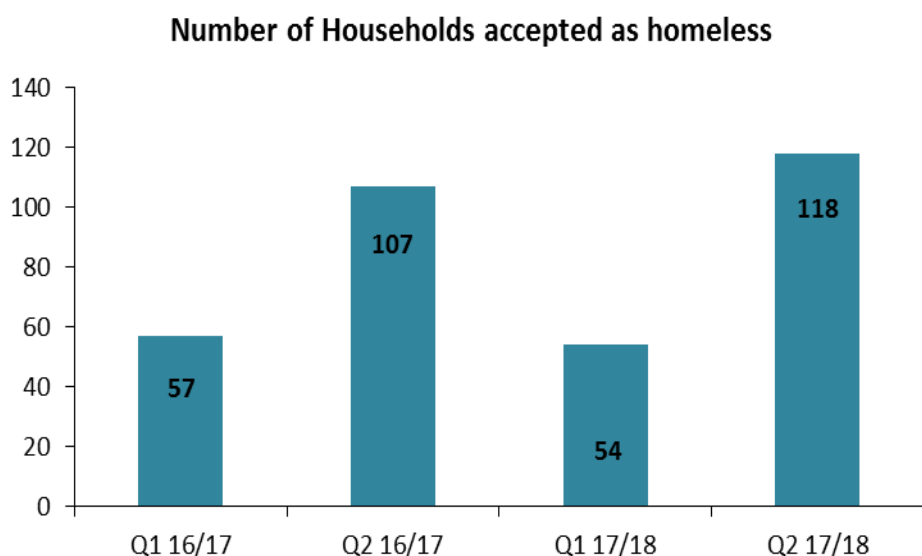
Six month performance data shows a slight decline in those occupations requiring higher level skills. The uncertainty around upcoming pension changes affecting the public sector has resulted in unrest in the sector and the retirement of long serving professional employees. Policy changes are expected to have a positive impact, along with the recent release of further rounds of funding opportunities supporting progression and skills attainment, however the result of these will take time to be seen in performance data.

PG29 and PG30 – Homeless Indicators

The following two indicators have been reinstated as Strategic Outcome Indicators from April 2017, these indicators are currently collected and reported through the Gateshead Housing Company. As these indicators were transferred over to the Housing Company in 2016, the Housing Company have their own performance framework which includes yearly set targets rather than 5 year forecasted targets, this is to ensure the targets remain relevant, challenging and realistic however a 2019/20 target will be set next year following the collection of baseline data.

As the Homeless Reduction Act comes into effect in April 2018, alongside making prevention a statutory duty, the act will change the way in which homelessness cases are defined and reported. We will be required to capture performance information in a different way, incorporating activity from a range of partners into our returns to central government. The volume of cases prevented from becoming homeless is likely to increase substantially but we will treat 2017/18 as a baseline year and revisit longer term performance measures and set 2019/20 targets once the act and associated performance information has been assessed during the course of next year.


PG29 - Number of Households accepted as Homeless *(Contributes to Prosperous Gateshead)*



Overview

2019/2020 Target = **Not yet set**

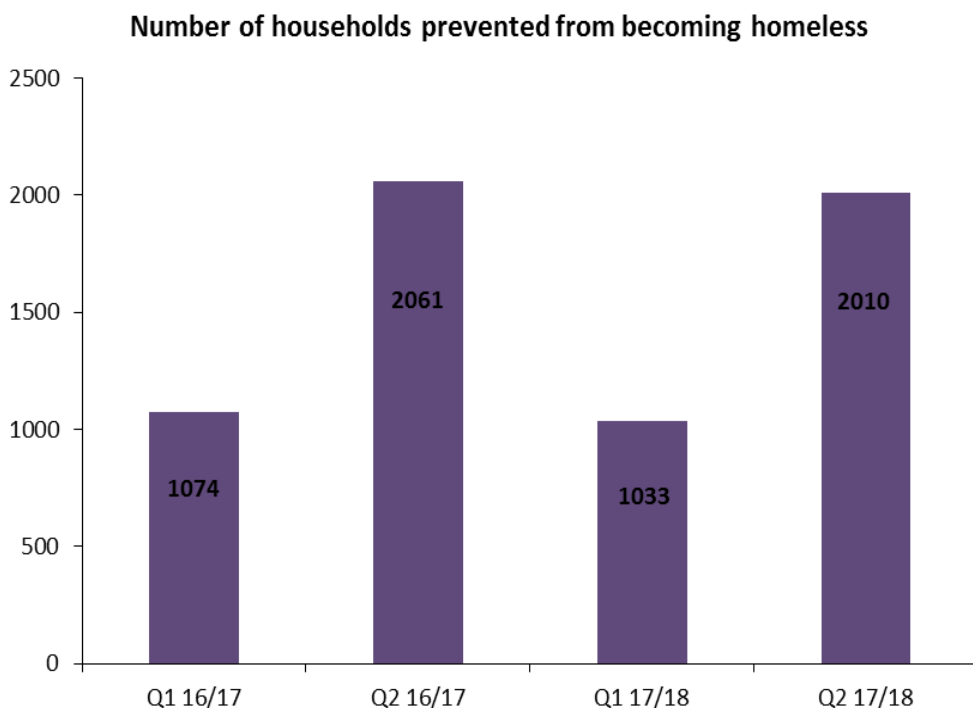
Performance Trend

 Improving

Performance against 2019/2020 Target

n/a


PG30 – Number of Households prevented from becoming homeless *(Contributes to Prosperous Gateshead)*



Overview

2019/2020 Target = **Not yet set**

Performance Trend

 Decreasing

Performance against 2019/2020 Target

n/a

The majority of households that approach the Housing Options team are recorded initially as a housing advice case and a caseworker will investigate opportunities to prevent and relieve homelessness. This can be either working with clients who are not yet homeless but are

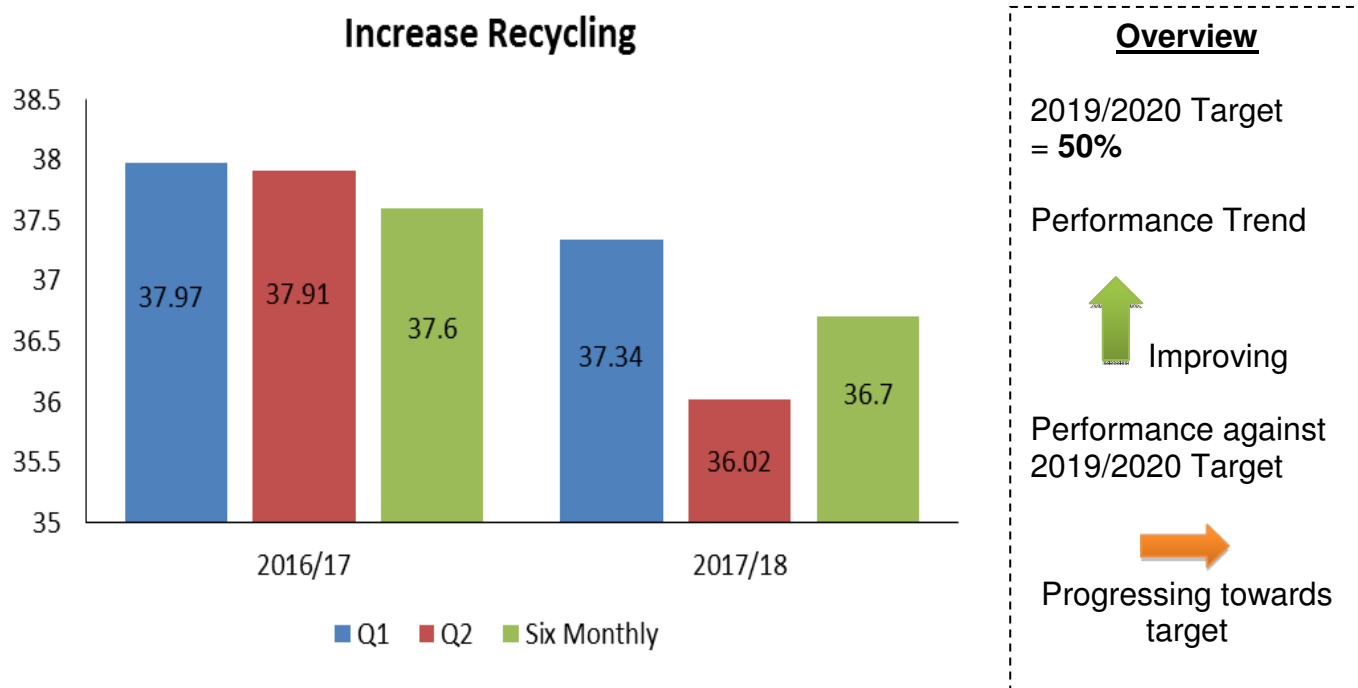
threatened with homelessness to enable them to remain or assist them into alternative accommodation which prevents them becoming homeless.

As you will note from the data above (PG30) the number of households prevented from becoming homeless has been increasing, however the 2017/18 quarter 2 figure is lower than the quarter 2 2016/17 (2,061), this includes prevention methods such as providing security measures for households experiencing violence; providing tenancy support to vulnerable households and the provision of Discretionary Housing Payments (DHP) for tenants who would otherwise be at risk of legal action for rent arrears.

The number of homeless accepted cases (PG29) continues to remain low as a comparison to the number of households that approach the service as homeless. The total number of households approaching the service year to date equals 1,073. The total number of accepted homeless cases equals 118 which is slightly higher to quarter 2 2016/17 when 107 cases were accepted.

The housing options approach that the service currently operates, will assist in the transition and development required to implement the new homelessness legislation. The Homelessness Reduction Act 2017 received Royal Assent in April this year, which puts homelessness prevention on a statutory footing. The Act will come into force in April 2018, therefore it is a crucial period for all local authorities, to look at current resources and begin preparation for the implementation of the new act.

LL9 Improve the recycling rate – Percentage of household waste sent for reuse, recycling and composting. *(Contributes to Prosperous Gateshead)*



* Please note that Quarter 1 figure is not verified in Waste Data Flow system and Quarter 2 and 6 monthly figures are estimates.

Performance has decreased from the similar period last year, with six monthly 2016/17 resulting in 37.6% compared to 36.7% in 2017/18. Although the reported six monthly figure of 36.7%* is higher than the year end 2016/17 figure of 33.79%, we are still short of the yearly target.

The continued garden waste charging, falling newspaper usage along with national levels for recycling stagnating mean it is unlikely that the recycling target of 45% will be met in 2017/18. The South of Tyne and Wear Waste Management Partnership, on behalf of the 3 Councils, has written to DEFRA to request the inclusion of Incinerator Bottom Ash (IBA) in the recycling performance figure. Other partnerships and national associations have also made this request but to date there is no change and IBA cannot be included in the recycling figure. The Incinerator Bottom Ash (IBA) is processed in to aggregates and the metals recovered from the ash are recycled. By including these materials in our recycling calculation for 2016/2017 would help to increase our performance by 11.31%. The recycling performance would rise from 34.17% to 45.48% therefore achieving the 45% target and getting closer to the 2020 target of 50%. Unless the government change their stance then we cannot include this figure in our recycling performance.

Work has continued on providing information to residents and a 'How to Recycle' video on the web site and our you tube channel has been created. Contamination and quality education to address issues on Kerbside recycling are taking place with targeted intervention via Behavioural Change Officers and closer working with The Gateshead Housing Company when tenants sign up for a Housing Company property. The Visitor Education Centre at Campground continues to engage with schools and community groups.

LL10 – Increasing Homes in the Highest Energy Efficiency Bands *(Contributes to Live Love Gateshead)*

Homes in the highest energy efficiency bands



The figure is obtained from the UNO database. This calculates the number / percentage of properties with a SAP rating of 65 or greater from the records that can be processed within the

database. Some records have insufficient data against them and remain unprocessed. These are not part of the calculation. The SAP rating uses the latest 2009 methodology.

Recent Energy Efficiency measures in all residential sectors have resulted in an increase in SAP and we remain on course to meet our 2020 target of 60%.

Recent Building Control Records indicate the following works have been carried out:

- Boiler Installations - 2839 Properties
- Cavity Wall Installations - 14 Properties
- Double Glazing - 633 Properties

A recent scheme carried out by The Gateshead Housing Company to install solid wall insulation, windows and new roof coverings at Fell Court, Lough Court & Beacon Court has increased the average SAP rating of these properties by 12%.


Energy efficiency improvements works have commenced at 7 high rise blocks in Gateshead, works include a full window & roof replacement scheme as well as improvements to the existing heating system. It is hoped these energy improvements will result in reduced residents' energy costs, lower carbon emissions and an increase in the average SAP rating.

The changes in rules and eligibility for Energy Company Obligation (ECO) grant funding in the new financial year has made securing funding more challenging for schemes.


Overview

2019/2020 Target
= **60%**

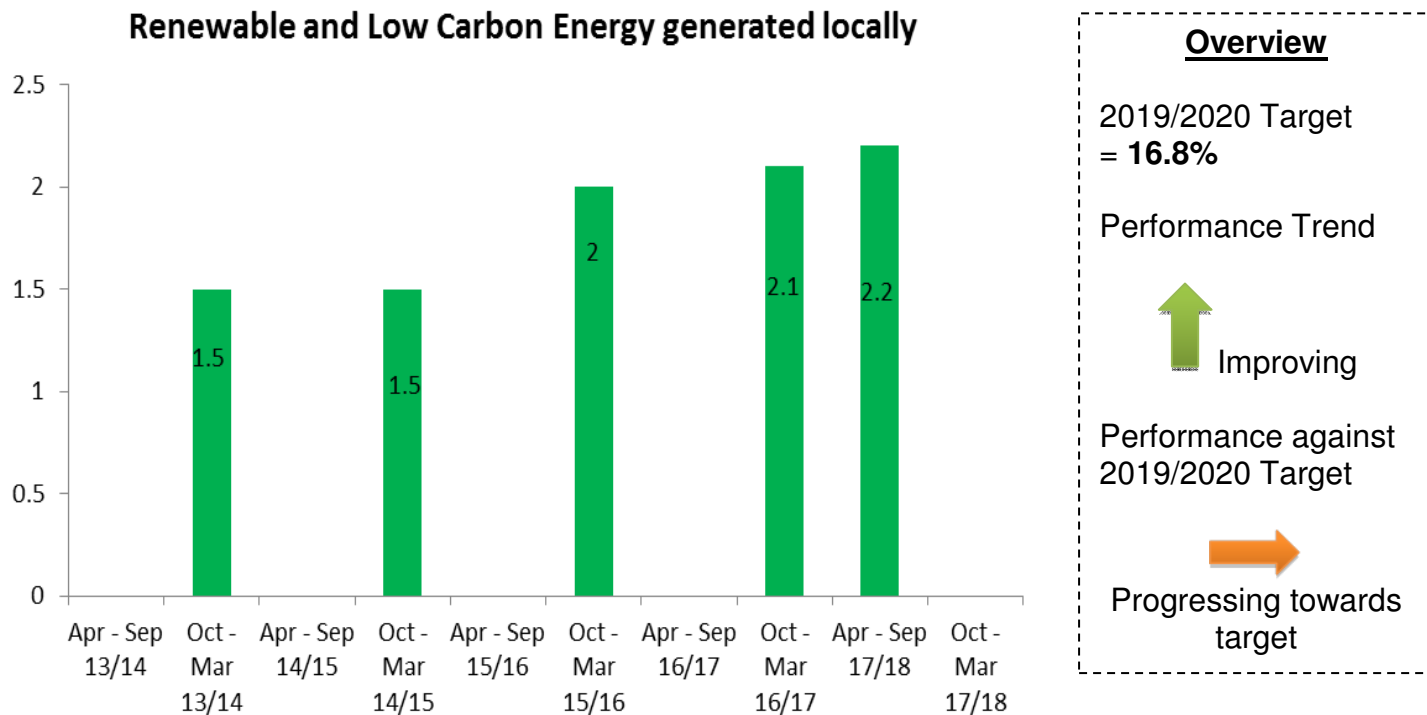
Performance Trend

 Improving

Performance against
2019/2020 Target

 Progressing towards
target

LL12 – Percentage of renewable / low carbon / energy generated locally (Contributes to Live Love Gateshead)



* Please note that from 2017/18 this indicator is now collected on a six monthly basis.

This measure monitors the percentage of renewable energy used against the total amount of energy used. Amounts of renewable energy generated are calculated from known capacities of renewable energy systems installed in Gateshead, as recorded in planning applications since the baseline year of 2005. Installed capacities (in MW) are converted to energy generated (MWh) using assumptions about different operational efficiencies of different technologies.

Delivery of the Council Plan 2015-2020

Key Achievements & Areas for Improvement

This section provides key highlights of progress that has been made against the three shared outcomes within the Council Plan. It also provides actions that will be progressed within the next six months.

Achievements

Prosperous Gateshead – a thriving economy for all

- We have received £5 million funding from Government via the Highways Maintenance Challenge Fund to undertake major maintenance work at Heworth.
- The Council is in the process of renewing the East Gateshead Bus Partnership, with a view to then setting up a similar arrangement in west Gateshead.
- Plans were announced to redevelop the 10 acre site at Gateshead Quays between Sage Gateshead and BALTIC to create a new 12,500 seat entertainment arena, 10,000 sqm regional conference centre, with associated hotels and food and beverage units. Construction is due to commence summer 2019 and be completed summer 2021.
- Funding has been secured from Northern IT Research Ltd to develop and implement an innovation programme to support PROTO: The Emerging Technology Centre and to drive digital adoption by all industries with a focus on stimulating growth and the commercialisation and application of emerging digital technologies.
- PROTO: The Emerging Technology Centre was selected to host one of Digital Catapults four Immersive Labs, the only one North of London. The Lab will provide businesses with access to state of the art equipment that would not otherwise be available to tech firms.
- Following a successful pilot in 2016/17 the Council has secured funding through Department of International Trade and NELEP/NECA to support overseas owned employers (FDI) in Gateshead with a focus on retention and expansion leading to investment and new job creation. The project started on 1 September 2017.
- £75,000 fund has been secured from North East Local Enterprise Partnership to meet the costs of feasibility work including highways design, ecology studies and state aid advice to support the development of the Enterprise Zone at Follingsby. It is anticipated that development of the Enterprise Zone will lead to the creation of over 1500 new jobs in Gateshead. Development is expected to begin in 2018.
- The Gateshead Goes Local - Community Led Local Development programme has gained approval from Communities Local Government and Department for Working Pensions to deliver a £2m support programme over five years to 1700 local residents to help move them closer to the labour market and into work and/or self-employment. Funding Offer letters are to be signed imminently with programme delivery forecasted to start Nov/Dec 2017.
- Plans are progressing for new Grade A office accommodation on Baltic Business Quarter by the Council in response to development market failure but also demand from occupiers for space.

Live Love Gateshead – a sense of pride and ownership by all

- Feasibility work on district energy schemes at Team Valley and Metrocentre / Metrogreen has been completed. The studies demonstrate that schemes are technically viable, but would be commercially challenging to deliver, with a funding gap initially. Options continue to be explored for elements that could be progressed.

- The HEIGHTs (High Rise Energy Infrastructure for Gateshead Housing Tenants) scheme, to retrofit district heating to over 600 high rise homes, received planning approval in May 2017, and started on site mid September 2017.
- The £1.5m Land of Oak & Iron Heritage Centre has started on site at Winlaton Mill. The story of the fascinating industrial heritage will be told with largest iron works in Europe once based on the banks of the river Derwent. The Council has played a leading role to get the project to this point with the operator, Groundwork NE & Cumbria, expecting to open the doors in mid-2018.
- Sculpture Day took place for the 32nd time in Saltwell Park with more than 1,000 residents turning out for the action packed event. The theme this year was the seasons with people of all ages enjoying a sunny autumn day.
- The Council has completed the construction of a 3MW Battery storage facility at Park Road depot, and associated 1.5km extension to the private wire network, which now also supplies both Park Road and Shearlegs Road depots. The battery will provide services to National Grid, as well as peak power supplies to the private wire network.

Live Well Gateshead – a healthy, inclusive and nurturing place for all

- The Leisure service structure review has been implemented with an effective date of the 3rd July 2017. A review is now underway to consider the impact of implementation with a report scheduled to be presented to cabinet in December to consider the future direction and management of the service.
- The Leisure service is developing new activities and attractions to appeal to customers, increase leisure use and generate income. A new children's soft play area and Clip n Climb facility has been installed at Gateshead Leisure Centre and opened on 15th July 2017. This is expected to increase income not only from use of the facility but from the catering offer. Gateshead Leisure Centre expects 30,000 visits per year generating circa £300,000. Since opening in July there has been circa £80,000 generated, with over 10,000 visits.
- Cabinet approved the proposal to rationalise the bowling green provision in Gateshead on the 19th September 2017, with approval to reduce the number of Council maintained greens from 26 to 14. Officers are now working with local clubs, league representatives and ward councillors regarding the implementation of the approved proposals.

Areas for Improvement / Actions to take in the next 6 months

Prosperous Gateshead – a thriving economy for all

- Funding bids to increase education around Waste Electrical and Electronic Equipment (WEEE) have been submitted and an outcome is to be expected by late November 2017.
- Outcome of the nexus review on travel provision is still awaited and will be reported in due course.
- Successful implementation of the civil bus lane enforcement in late November. Contract discussions are ongoing with the successful bidder who will provide the service and the statutory process for making the required Traffic Regulation Order. It is anticipated that we will start with three cameras: at Gateshead High Street, the A184 (West Central Route, behind the bus station) and the A184 Felling Bypass (westbound).
- An outline application to secure ERDF monies has been approved to deliver a £1.4m Business Energy Efficiency Support Programme over three years. This will be a collaborative project working with the six local authorities in the NELEP area. Stage 2 full

application is to be submitted December 2017 with a forecasted programme start date for 1st April 2018.

- The Homeless Reduction Act 2017 received Royal Assent in April this year, which puts homelessness prevention on a statutory footing. The Act will come into force in April 2018, therefore it is a crucial period for all local authorities, to look at current resources and begin preparation for the implementation of the new act.
- It is important that the changes required in Gateshead to implement the act need to align to the recent recommendations in the Homeless Health Needs Assessment carried out by the Public Health Team. In addition to this they will also need to be considered and reflected in the review of the Housing Strategy and the Homelessness Prevention Strategy which is due for review in 2018.
- The Government's national air quality plan identifies Gateshead areas within Gateshead where action is needed to reduce emissions from traffic. The Council is working with Newcastle and North Tyneside Councils on preparing the necessary proposal as to how this will be addressed.
- We currently expect to implement civil bus lane enforcement in late November. Contract discussions are ongoing with the successful bidder who will provide the service and the statutory process for making the required Traffic Regulation Order. It is anticipated that we will start with three cameras: at Gateshead High Street, the A184 (West Central Route, behind the bus station) and the A184 Felling Bypass (westbound).
- Dialogue has begun with strategic partners including Job Centre Plus, Gateshead Housing Company and Public Health to develop a better integrated customer offer for residents who access these services; to make it easier for them to access support to help them move closer to and into work.
- Started the production of a Gateshead Anti-Poverty Strategy will adopt a place based approach to ensure the work of Council is integrated with the services of partners and third sector organisations to ensure support is available to all Gateshead residents to mitigate against people falling into or further into poverty; lift people back out of poverty and lessen the impact of Welfare Reform.

Live Love Gateshead – a sense of pride and ownership by all



- The HEIGHTs (High Rise Energy Infrastructure for Gateshead Housing Tenants) is expected to provide heat supply to some of the early blocks in the project, including Regent Court, this will commence by Spring 2018.
- Having completed the District Energy Centre in March 2017, the district heat network has been completed and handed over to the Council, by late Sept 2017, following delays caused by the need to divert a high pressure water main on Gateshead High Street. The heat network will now be cleaned and flushed, prior to connecting customers later this year. In addition, the Council commenced construction of a new extension to the network, to both Regent Court, and to the Gateshead Leisure Centre cluster, supported by ERDF grant funding.

Live Well Gateshead – a healthy, inclusive and nurturing place for all

- The findings of the Leisure service structure review will be presented to Cabinet in December.

Reference	Description	Six Monthly Performance 2017/18	Trend from Year End Result (16/17)	2020 Target
PG5	Employment Rate - People economically active and in employment aged 16-64	71.8%		73.2%
PG6	Economic Activity Rate - % of all people aged 16-64	76.6%		80%
PG7	Working age people on main out of work benefits	11.20%		11.0%
PG9	Residents Employed in Occupations Requiring High Skills Levels - SOC Groups 1-3	37.80%		37.80%
PG29	Number of Households accepted as homeless	118		not yet set
PG30	Number of households prevented from becoming homeless	2010		not yet set
LL9	Improve the Recycling Rate	36.70%		45%
LL10	Increasing Homes in the Highest Energy Efficiency Bands	56.43%		60%
LL12	Percentage of renewable / low carbon /energy generated locally	2.2%		16.8%

KEY

RED	Performance has not improved from the Year End Result	
AMBER	Performance has remained the same as Year End Result	
GREEN	Performance has improved from Year End Result	